



2012-2013 GMT Reports for District (or Undistricted) **District 43 K**

GMT: Doctor GARY A ANDERSON

Location: KENTUCKY

GMT CA: 1

CLUBS

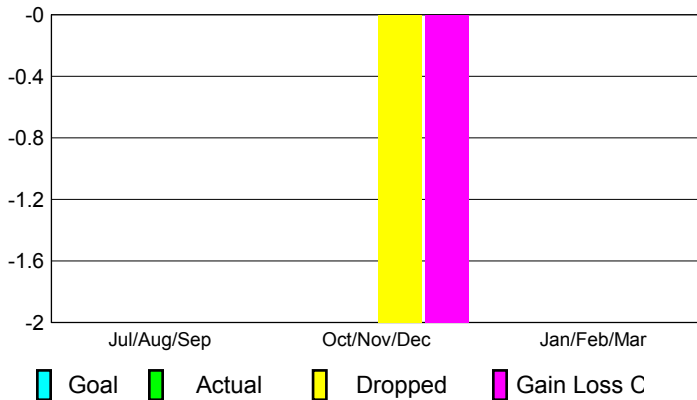
Club Results
2012-2013

Clubs
2011-2012

| Month | New Club Goal | Actual New Clubs | Actual Dropped Clubs | Gain/Loss of Clubs | Gain/Loss of Clubs |
|---------------|---------------|------------------|----------------------|--------------------|--------------------|
| Jul/Aug/Sep | | 0 | 0 | 0 | 0 |
| Oct/Nov/Dec | | 0 | -2 | -2 | 0 |
| Jan/Feb/Mar | | | | | 0 |
| Totals | | 0 | -2 | -2 | 0 |

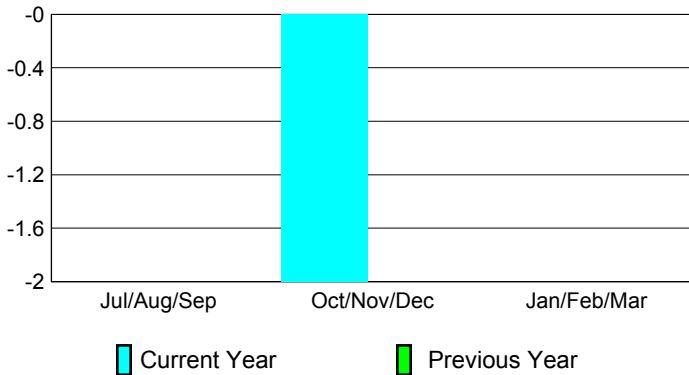
Club Results 2012-2013

Goal, New, Dropped, Gain/Loss



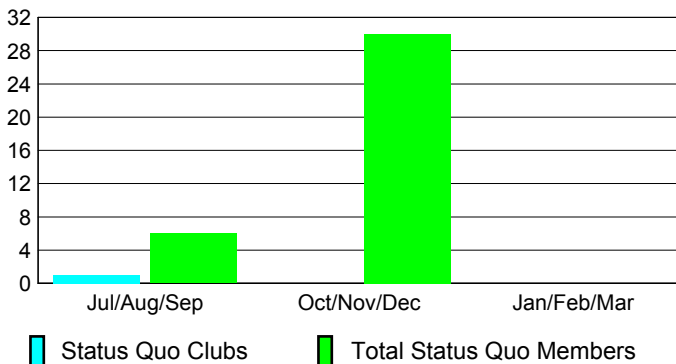
Comparison of Club Gain/Loss

Current Year Compared to the Previous Year



YTD Status Quo Clubs 2012-2013

Status Quo Clubs Compared to Status Quo Members



MEMBERSHIP

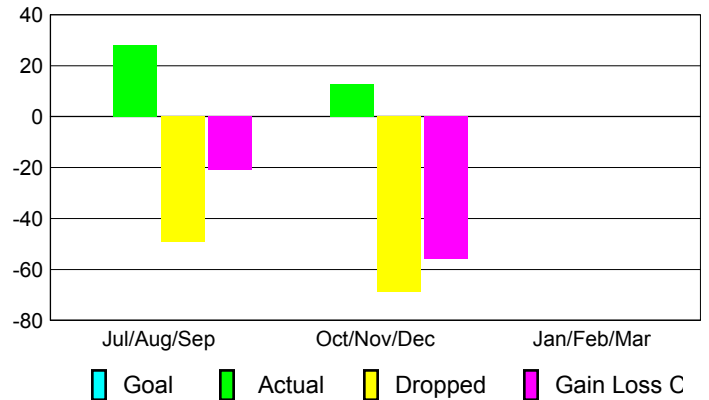
Membership Results
2012-2013

Membership
2011-2012

| Month | Net Memb Goal | Actual New Memb | Actual Dropped Memb | Gain/Loss of Memb | Gain/Loss of Memb |
|---------------|---------------|-----------------|---------------------|-------------------|-------------------|
| Jul/Aug/Sep | | 28 | -49 | -21 | -18 |
| Oct/Nov/Dec | | 13 | -69 | -56 | -2 |
| Jan/Feb/Mar | | | | | 3 |
| Totals | | 41 | -118 | -77 | -17 |

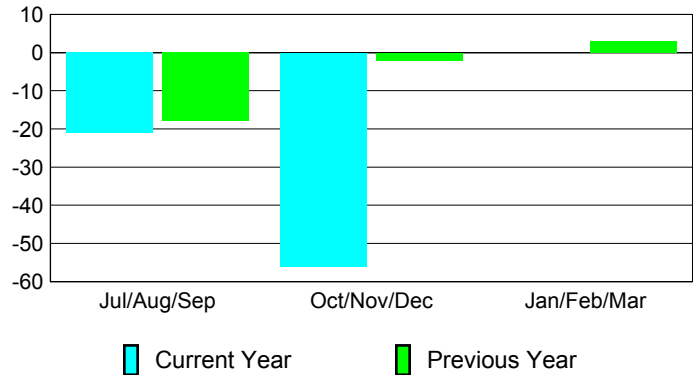
Membership Results 2012-2013

Goal, New, Dropped, Gain/Loss

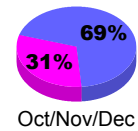
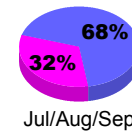


Comparison of Membership Gain/Loss

Current Year Compared to the Previous Year



Gender Comparison 2012-2013



Jan/Feb/Mar

Male

Female